

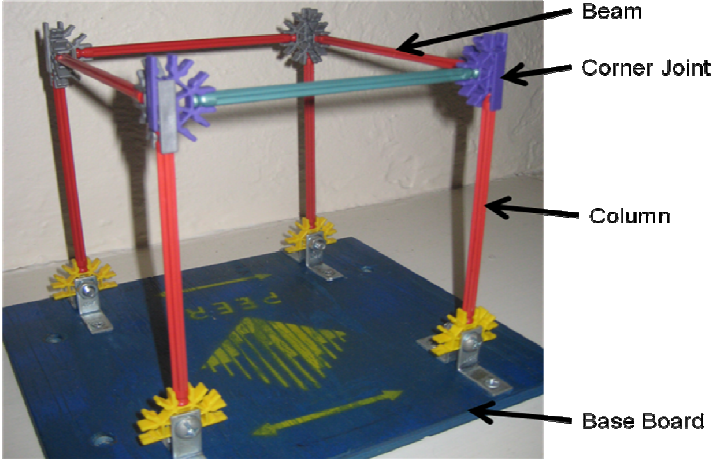




# Pacific Earthquake Engineering Research

## K-12 Outreach Program Building with K'nex (teacher supplemental)



This supplemental provides a basic overview on constructing knex structures. We encourage letting the students work as a team and create unique structures, but we recognize that some groups may find it challenging to build a tall structure. Below are some tips for the instructor so they can help groups that struggle.

 <p>Labels: Beam, Corner Joint, Column, Base Board</p>	<p>This is a generic 1<sup>st</sup> story for a knex structure. The vertical rods make up the columns and the horizontal rods make up the beams (and the floors) of the structure. The corner joints connect the beams and columns together and leave room for joints.</p>
	<p>Corner Joints: Connect two joints (shown on the left) by aligning the open slots.</p>
	<p>Any of the rods can be used as a column (as seen in the left picture). The two pictures on the right show how different braces can be used. You can use either grey rods or yellow rods with a joint.</p>